



The Sector Skills Council for Chemicals, Pharmaceuticals, Nuclear, Oil and Gas, Petroleum and Polymers

EAST MIDLANDS

**Contact
Details**

East Midlands Contact – Bill Erskine
Telephone – 07860 610314
E-mail Address – bill.erskine@coagent-ssc.com



E-mail Address – info@coagent-ssc.com
Website – www.coagent-ssc.com
Office Address – Cogent SSC Ltd, Unit 5, Mandarin Court,
Centre Park, Warrington, Cheshire WA1 1GG

The Offer:

<ul style="list-style-type: none"> Industry specific vocational qualifications 	<ul style="list-style-type: none"> Access to specialist Foundation and Honours Degree courses
<ul style="list-style-type: none"> Specialist training provision 	<ul style="list-style-type: none"> Sector employer networking
<ul style="list-style-type: none"> Industry specific apprenticeship programmes 	<ul style="list-style-type: none"> Access to funding to support skills development

The Cogent Sector:

Cogent SSC is comprised of 6 discrete industries each with different challenges. A number of common threads underpin these industries, driving a common agenda on skills. They are all:

- Science-based
- Process technology driven
- Chemistry-using with chemical transformation at the heart of their uniqueness.

These areas demand high skills levels with industry success being dependent on having the right skills in place at all levels in the organisation. In addition, industry sustainability requires management of complexity, not least in the areas of the health and safety of staff and the local population as well as the management of environmental impact and risk.

The East Midlands region has a density of employment in **three** strategic Cogent industries:

Polymer	Chemical	Pharmaceutical
Plastics Processing	Basic Chemicals (includes products such as dyes and pigments and fertilisers)	Basic Pharmaceuticals (including products such as antibiotics, vitamins)
Rubber Processing	Pesticides	Pharmaceutical preparations (including products such as vaccines and contraceptive products)
Polymer Composites Processing	Soaps and detergents	
Signmaking	Explosives, glues and gelatines and essential oils	

More information on the sector and brokerage can be found at: www.coagent-ssc.com

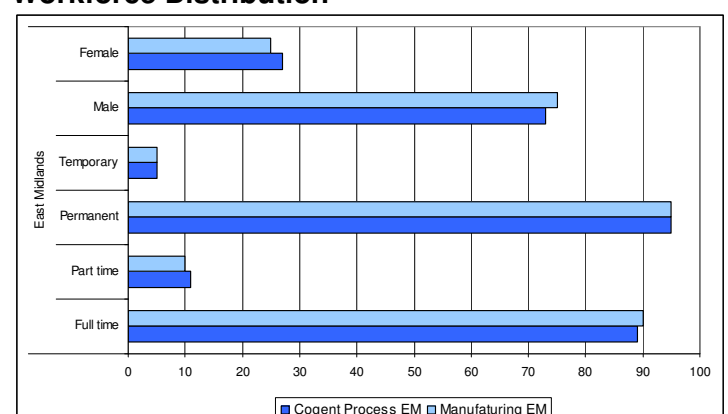
Headline Figures in the East Midlands

Key economic indicators

2006	Cogent Process EM	Manufacturing EM
Turnover	£4.8bn	£29.3bn
GVA	£1.9bn	£10.9bn
GVA per Employee	£51,551	£37,798
Number of employees	36,900	289,400
Mean weekly pay*	£407.60.	£429.40

Source: Annual Business Inquiry 2005
*Annual Survey of Hours and Earnings 2006

Workforce Distribution



Source: Labour Force Survey Q3 2006 – Q2 2007

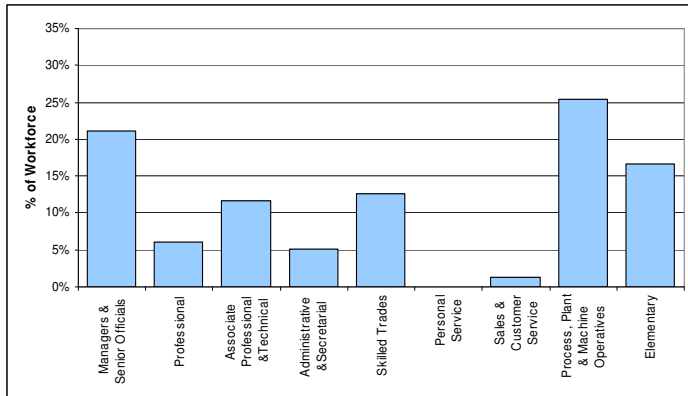
Cogent Workforce in the East Midlands

Regional Employment

Industry Category	EM Cogent Process Employees	% of total EM Manufacturing Employees
Chemicals Manufacturing and Processing	10,700	3.7%
Pharmaceuticals Manufacturing	3,000	1.0%
Polymers Manufacturing and Processing	21,000	7.3%

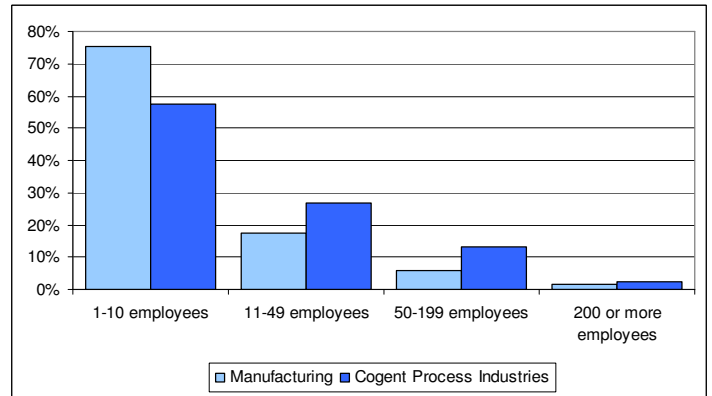
* Annual Business Inquiry 2005 (UK data) rounded

Process Industries Occupational Distribution in the East Midlands



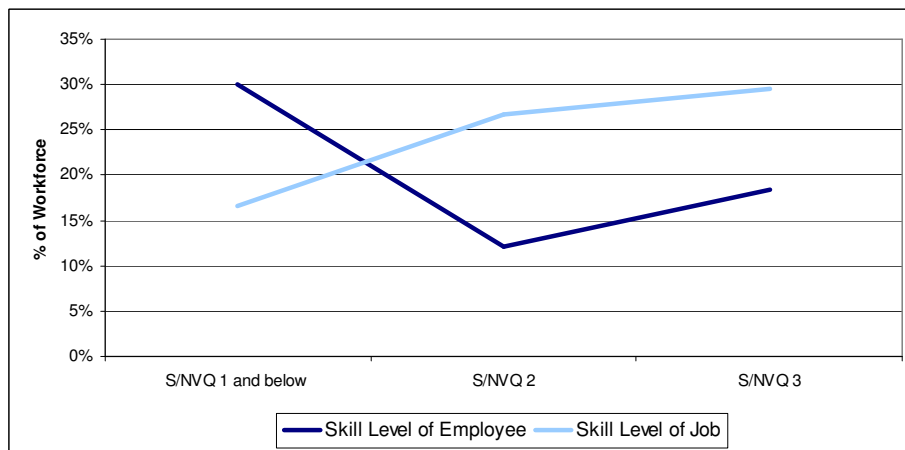
Source: Labour Force Survey Q3 2006 – Q2 2007

Process Industries Business Size in the East Midlands



Source: Annual Business Inquiry 2005

The Skills Gap



Source: Labour Force Survey Q3 2006 – Q2 2007

PRIORITY SKILLS NEEDS:

93% of the regions' employers support the **UPSKILLING** programme

73% of the regions' employers support **APPRENTICESHIPS**

66% of employers want to see the development of **CAREER PATHWAYS**

15% DEFICIT of the workforce qualified to **Level 2**

12% DEFICIT of the workforce qualified to **Level 3**

Cogent Sector Skills Demand¹

The proportion of vacancies reported in the Cogent sector is lower than the UK average by **2%**. Hard-to-fill and skills shortage vacancies are also lower than the UK average.

INTERNAL SKILLS GAPS are **3% lower** than the UK average.

	Cogent EM	UK
Proportion of companies reporting vacancies	16%	18%
Proportion of companies reporting 'hard-to-fill' vacancies	6%	8%
Proportion of companies reporting a skills shortage vacancy	5%	6%
Proportion of companies reporting internal skills gaps	13%	16%

Cogent Sector Training¹

The proportion of companies who have funded training in the previous 12 months is **16% higher** than the UK incidence of training. There is an ambition to further increase the proportion of staff being trained.

Proportion of firms that have provided funding for staff training within the previous 12 months	80%	64%
Of those firms which provided training, the proportion of staff trained	56%	68%

¹ National Employer Skills Survey 2005