

England – West Midlands

Cogent in the Region

The Cogent Industries are strategically important to the West Midlands Region:

- In the West Midlands, the **manufacturing** sector comprises 19,000 firms employing 362,000 people with an annual turnover of £45 billion per annum, around 27 percent of regional GVA.
- **Manufacturing** and **High Value Added Consumer Products** are priority business clusters in the West Midlands.
- The West Midlands accounts for **10%** of Cogent **employers** and **7%** of Cogent **employees**.
- Through the **Regional Economic Strategy** the West Midlands is encouraging businesses to invest in the skills and training of the workforce.

The region has a dominant cluster of Cogent industries:

The Cogent sector in the West Midlands has a heavy concentration of polymer processing companies with a significant cluster of chemical businesses. Polymer employers are spread across the region but as a result of significant inward investment in the past 20 years, Telford in Shropshire has been dubbed “plastics valley” with well over 50 companies based there. Polymer businesses supply a large number of end user industries to include automotive components and food packaging products and are an important part of the region's manufacturing sector.

More information on Regional and Industry Research can be found at:
www.cogent-ssc.com/research

Cogent Sector Headlines

- **900,000 employees**
- **20,000 employers**
- **6.5% of UK GVA**
- **12% of UK manufacturing workforce**
- **7% of UK manufacturing enterprises**

Cogent Headline Figures

Key Economic Indicators

2006	Cogent WM	Cogent UK
Turnover	£4.6bn	£156bn
Cogent GVA	£1.5bn	£49bn
Cogent GVA per Employee*	£45,486	£98,394
Number of employees	33,500	500,000**
Mean weekly pay***	£465.50	£381.50

Source: Annual Business Inquiry 2005

*UK GVA average per employee £31,419

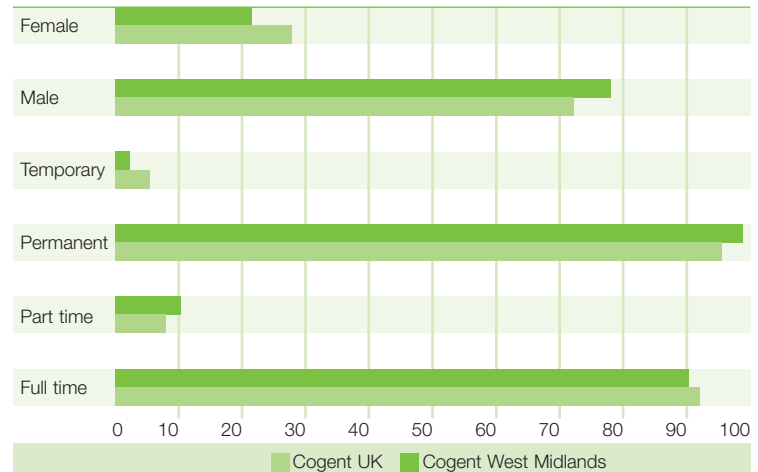
**Industry estimate of total Cogent employment 906,000

***Annual Survey of Hours and Earnings 2006

The West Midlands industries account for:

- **3% of Cogent sector total turnover**
- **4% of Cogent sector total GVA**

Workforce Distribution



Source: Labour Force Survey Q3 2006 – Q2 2007

Cogent Workforce

Employers by Size Band

	1-10 Employees	11-49 Employees	50-199 Employees	200+ Employees	% of Total Employers	Total Employers
Cogent – West Midlands	71%	21%	7%	1%	10%	1,800
Cogent – Great Britain	68%	23%	7%	2%	100%	18,500
Regional Economy – All Sectors	83%	13%	3%	1%	100%	197,600

Source: Annual Business Inquiry 2005 (Rounded)

Cogent Workforce

Regional Employment by Industry

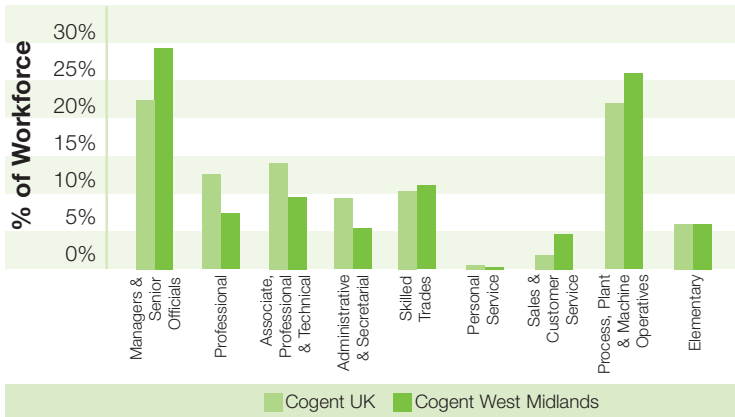
Industry Category	WM Employees	GB Total	WM Regional % of GB Total
Chemicals Manufacturing and Processing	6,400	108,300	6%
Pharmaceuticals Manufacturing	1,200	57,600	2%
Polymers Manufacturing and Processing	21,000	179,200	12%
Manufacture of Refined Petroleum Products	*	10,100	0%
Oil and Gas	*	28,000	0%
Nuclear (inc direct supply chain)	*	49,500	0%

12% of the **Polymer industry** workforce is based in the West Midlands.

The **Chemical industry** in the West Midlands accounts for **6%** of the total Chemical industry GB workforce.

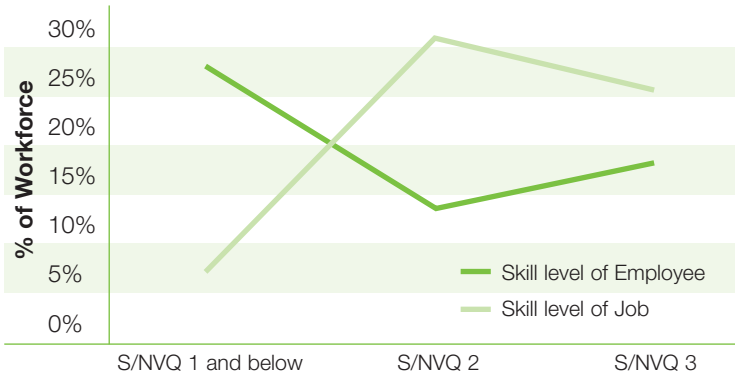
Source: Annual Business Inquiry 2005 (regional data rounded and is only Great Britain)
* Data suppressed

Occupational Distribution of the Cogent Sector in the West Midlands



Source: Labour Force Survey Q3 2006 - Q2 2007

Current Workforce: The Cogent Skills Gap



Source: Labour Force Survey Q3 2006 - Q2 2007

Cogent Sector Skills Demand¹

The **proportion of vacancies** reported in the Cogent sector is **lower** than the UK average by **2%**. Hard-to-fill and skills shortage vacancies are also **lower** than the UK average. **INTERNAL SKILLS GAPS** are **4% higher** than the UK average.

	Cogent WM	UK
Proportion of companies reporting vacancies	14%	18%
Proportion of companies reporting 'hard-to-fill' vacancies	6%	8%
Proportion of companies reporting a skills shortage vacancy	3%	6%
Proportion of companies reporting internal skills gaps	20%	16%

Cogent Sector Training¹

The proportion of companies who have trained their staff in the previous 12 months is **4% lower** than the UK incidence of training.

Proportion of firms that have provided funding for staff training within the previous 12 months	60%	64%
Of those firms which provided training, the proportion of staff trained	66%	68%

¹National Employer Skills Survey 2005

Contact Details

office address

Cogent SSC Ltd, Unit 5,
Mandarin Court, Centre Park,
Warrington, Cheshire WA1 1GG

e-mail address

research@cogent-ssc.com

website

www.cogent-ssc.com

Published 2008
COR042

