

## Northern Ireland

### Cogent in Northern Ireland

The Cogent Industries in Northern Ireland:

- Turnover in Northern Ireland has increased by £187million since 1998.
- Gross value added has increased in the country by £77million since 1998.
- There are insufficient technicians entering the industries within the sector to meet forecast demand and the routes for existing employees to become technicians are poorly defined.

#### The region has a cluster of Cogent industries:

The distribution of employers in Northern Ireland is heavily loaded in and around Belfast, probably as a result of the transport and freight infrastructure. In the Polymer industry, 53% of the employers are located in the Co Armagh and Co Antrim areas, with a further 23% in Co Down. This reflects not only the areas of population, but again the transport infrastructure to deliver their goods to the UK and European Markets. Petroleum products are networked across Northern Ireland to serve the population distribution. Local retail distribution is increasingly merging with larger organisations. Chemical and Pharmaceutical industries are all located close to the main transportation links with 87% of employers located in Co Down, Co Antrim and Co Armagh.

More information on Nations, Regions and Industry Research can be found at:  
[www.cogent-ssc.com/research](http://www.cogent-ssc.com/research)

### Cogent UK Sector Headlines

- £156bn turnover
- £49bn GVA
- 6.5% of UK GVA
- 12% of UK manufacturing workforce
- 7% of UK manufacturing enterprises

## Cogent Headline Figures

### Key Economic Indicators

	Cogent NI	Cogent UK
Turnover	£1.3bn	£156bn
Cogent GVA	£0.6bn	£49bn
Cogent GVA per Employee*	£37,695	£98,394
Number of employees	15,000	500,000**
Mean weekly pay***	£459.00	£381.50

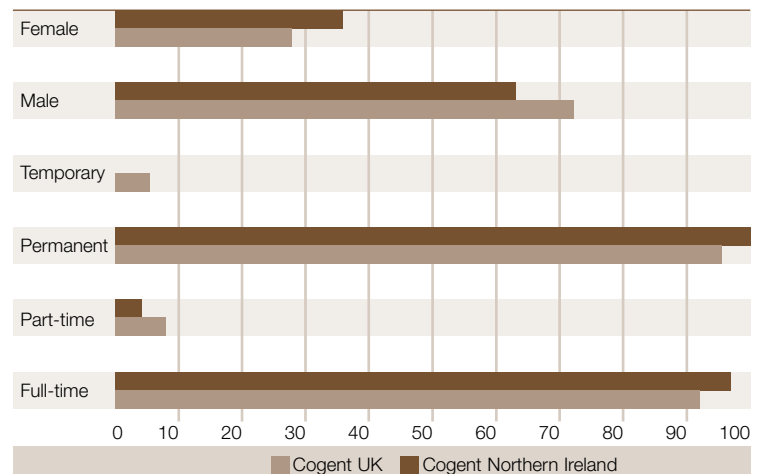
Source: Annual Business Inquiry 2006

\*UK GVA average per employee £31,419

\*\*Industry estimate of total Cogent employment 906,000

\*\*\*Annual Survey of Hours and Earnings 2007

### Workforce Distribution



Source: Labour Force Survey 2007

## Cogent Workforce

- According to national statistics the gross Northern Ireland sales for chemicals, pharmaceuticals and polymers in 2005 were £1.3billion – with 60% of this derived from exports. This level of sales for the Cogent footprint represents potentially 20-25% of the total for manufacturing and is a very significant part of exports (approx 18%); so that industry forms a vital part of the overall Northern Ireland economy.
- The sector in the province employs a larger proportion of females than the Cogent sector in the UK. 36% of workers are female. There is also a lower proportion of part-time workers than for the Cogent sector in the UK.

# Cogent Workforce

## Regional Employment by Industry

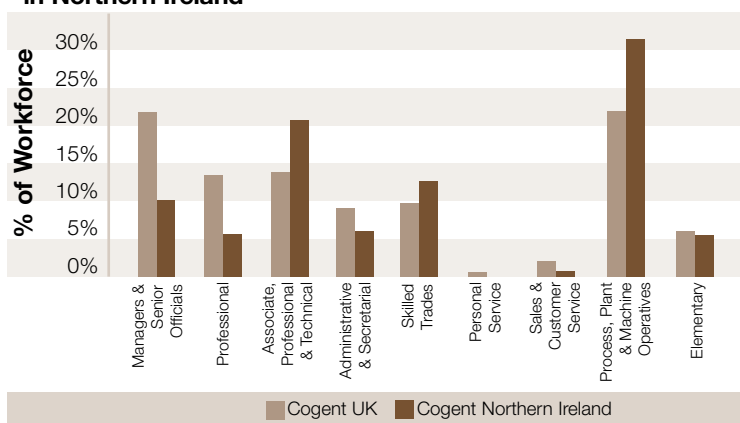
Industry Category	Total Employment
Chemicals Manufacturing and Processing	1,561
Pharmaceuticals Manufacturing	1,541
Polymers Manufacturing and Processing	7,258
Retail Sale of Automotive Fuel	4,602
<b>Total</b>	<b>14,962</b>

**49%** of employment in the Cogent sector in NI is within the **Polymers industry** and **31%** of the sector employment is based in **retail sale of automotive fuel**.<sup>1</sup>

**Chemical and Pharmaceutical industries** each account for **10%** of the sector workforce.

Source: Census of Employment 2005  
Only includes Retail Sale of Automotive Fuel

## Occupational Distribution of the Cogent Sector in Northern Ireland

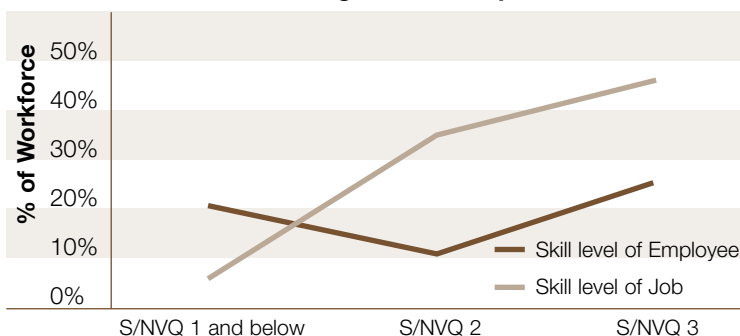


Northern Ireland has a larger proportion of **Associate Professional and Technical, Skilled Trades and Process Operators** occupations than the UK Cogent sector.

**32%** of the Cogent workforce in Northern Ireland is employed in **Process Operator** roles.

Source: Labour Force Survey 2007

## Current Workforce: The Cogent Skills Gap



Source: Labour Force Survey 2007

## Key issues for the Cogent industries in Northern Ireland:

- **15% SURPLUS** of the workforce qualified to Level 1 and below
- **23% DEFICIT** of the workforce qualified to Level 2
- **19% DEFICIT** of the workforce qualified to Level 3

## Cogent Sector Skills Demand<sup>2</sup>

The **proportion of vacancies** reported in the Cogent sector is **lower** than the UK average by **1%**. **Hard-to-fill** are **higher** and **skills shortage** vacancies are also **lower** than the UK average.

**INTERNAL SKILLS GAPS** are **6% lower** than the UK average.

	Cogent NI	UK
Proportion of companies reporting vacancies	17%	18%
Proportion of companies reporting 'hard-to-fill' vacancies	10%	8%
Proportion of companies reporting a skills shortage vacancy	3%	6%
Proportion of companies reporting internal skills gaps	10%	16%

## Cogent Sector Training<sup>2</sup>

The proportion of companies who have trained their staff in the previous 12 months is **32% lower** than the UK incidence of training.

Proportion of firms that have provided funding for staff training within the previous 12 months	32%	64%
Of those firms which provided training, the proportion of staff trained	**	68%

\*\* Data not available

<sup>1</sup>SIC Code 50.50

<sup>2</sup>Northern Ireland Skills Monitoring Survey 2005

## Contact Details

### office address

Cogent SSC Ltd, Unit 5,  
Mandarin Court, Centre Park,  
Warrington, Cheshire WA1 1GG

### e-mail address

research@cogent-ssc.com

### website

www.cogent-ssc.com

Published 2008  
COR052

