

Wales

Cogent in Wales

The Cogent Industries are strategically important to Wales:

- 5% of the Cogent sector are employed in Wales.
- High skill levels can also attract inward investment and indigenous growth to an area.
- Skills are one of the key drivers to raising earnings and reducing economic inactivity.



Wales has a dominant cluster of Cogent industries:

There are over 24,000 employees in the Cogent sector in Wales, accounting for 5% of the entire Cogent sector workforce (including petroleum forecourt retail). The employee numbers in Wales account for 6% of chemicals, 4% of pharmaceuticals, 6% of polymers and 9% of petroleum industries in the UK. Five of the Cogent industries are active in Wales. The presence of the Nuclear industry is localised to the north west Wales with two nuclear facilities – in Gwynedd, Trawsfynydd Power Station is a decommissioned reactor; and, in Anglesey, Wylfa Power Station continues to generate until 2010. There are a number of polymer and chemicals companies clustered around Cardiff, Swansea and Newport in the South of Wales, and Wrexham in the North. There are two petroleum refineries at Milford Haven and Pembroke. There is a decommissioned refinery in Waterson, which currently has an oil storage and jetty facility in operation. Two new Liquefied Natural Gas (LNG) facilities are under construction at Waterson. More information on Nations, Regions and Industry Research can be found at: www.cogent-ssc.com/research (A Welsh language edition of this factsheet is also available)

Cogent UK Sector Headlines

- £163bn turnover
- £50bn GVA
- 6.4% of UK GVA
- 13% of UK manufacturing workforce
- 7% of UK manufacturing enterprises

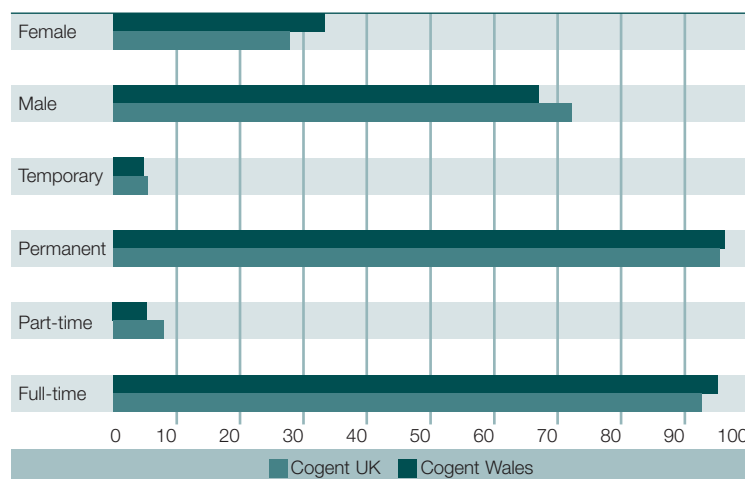
Cogent Headline Figures

Key Economic Indicators

	Cogent Wales	Cogent UK
Turnover	£3.4bn	£156bn
Cogent GVA	£1bn	£49bn
Cogent GVA per Employee*	£38,887	£98,394
Number of employees	26,700	500,000**
Mean weekly pay***	£519.20	£381.50

Source: Annual Business Inquiry 2006
*UK GVA average per employee £31,419
**Industry estimate of total Cogent employment 906,000
***Annual Survey of Hours and Earnings 2007

Workforce Distribution



Source: Labour Force Survey Q1 2007 – Q4 2007

The Welsh industries account for:

- 2% of Cogent sector total turnover
- 2% of Cogent sector total GVA

Cogent Workforce

Employers by Size Band

	1-10 Employees	11-49 Employees	50-199 Employees	200+ Employees	% of Total Employers	Total Employers
Cogent – Wales	70%	19%	8%	3%	6%	1,100
Cogent – Great Britain	67%	23%	7%	2%	100%	18,100
Wales Economy	85%	12%	3%	1%	100%	215,100

Source: Annual Business Inquiry 2006

Cogent Workforce

National Employment by Industry

Industry Category	Wales Employees	GB Total	Wales % of GB Total
Chemicals Manufacturing and Processing	7,400	107,600	7%
Pharmaceuticals Manufacturing	3,400	59,300	6%
Polymers Manufacturing and Processing	12,100	183,200	7%
Manufacture of Refined Petroleum Products	*	9,200	*
Oil and Gas	*	30,100	*
Nuclear (inc direct supply chain)**	2,500	49,500	5%

Welsh **Polymers** and **Chemical Manufacturing** each account for **7%** of the total industry GB workforce.

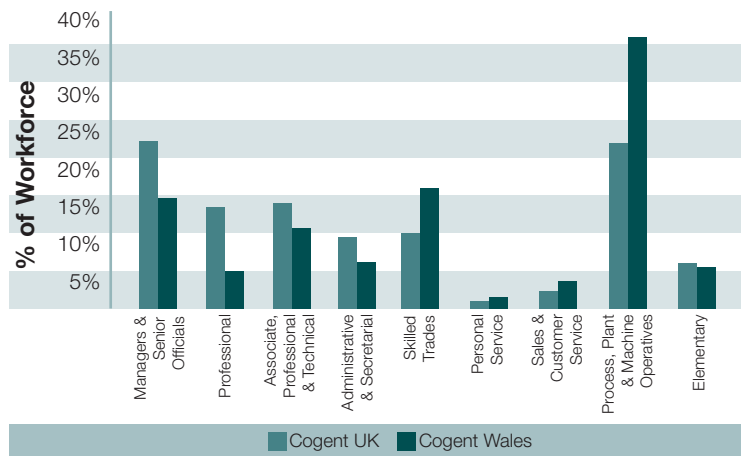
6% of the **Pharmaceuticals** workforce is based in Wales.

Source: Annual Business Inquiry 2005 (Regional Data rounded and is only Great Britain)

* Data suppressed

**National Skills Academy Nuclear, 2007 estimates

Sector Occupational Distribution in Wales



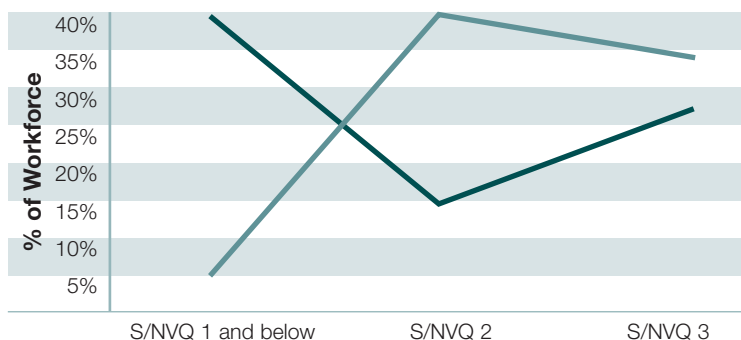
Source: Labour Force Survey Q1 2007 – Q4 2007

Business Size of the Cogent Sector in Wales



Source: Annual Business Inquiry 2006

Current Workforce: The Cogent Skills Gap



Source: Labour Force Survey Q1 2007 – Q4 2007

3 key skills issues for the Cogent industries in Wales:

- **33% SURPLUS**
of the workforce qualified to Level 1 and below
- **25% DEFICIT**
of the workforce qualified to Level 2
- **5% DEFICIT**
of the workforce qualified to Level 3

Cogent Sector Skills Demand¹

The **proportion of vacancies** reported in the Cogent sector is **lower** than the UK average by **6%**. **Hard-to-fill vacancies** and **skills shortage vacancies** are **lower** than the UK average.

Internal skills gaps are **2% higher** than the UK average.

	Cogent Wales	All Wales
Proportion of companies reporting vacancies	15%	21%
Proportion of companies reporting 'hard-to-fill' vacancies	6%	10%
Proportion of companies reporting skills shortage vacancies	3%	4%
Proportion of companies reporting internal skills gaps	20%	18%

Cogent Sector Training¹

The proportion of companies who have trained their staff in the previous 12 months is **4% lower** than the incidence of training across Wales.

	Cogent Wales	All Wales
Proportion of firms that have funded/arranged off the job training within the previous 12 months	54%	58%
Proportion of firms not funding training due to staff having sufficient skills to do their job	81%	83%

Contact Details

¹Future Skills Wales 2005 Sector Skills Survey: Cogent

office address

Cogent SSC Ltd, Unit 5,
Mandarin Court, Centre Park,
Warrington, Cheshire WA1 1GG

e-mail address

research@cogent-ssc.com

website

www.cogent-ssc.com

Published 2008
COR056

